

INSIDE OUT

YOUTH SERVICES

2024 ANNUAL REPORT



Building access, equity, and power with LGBTQIA2+ young people ages 13 to 24 since 1990.



Table of Contents



- 01 Letter from IOYS Executive Director
- 02 Program Impact
- 03 Programs Attendance & Retention
- 04 Demographics
- 05 Advocacy Impact
- 06 Education & Outreach
- 07 Financials
- 08 Staff & Board of Directors
- 09 Sponsors, Grant Funders & Foundations
- 10 Contact us

Letter from IOYS Executive Director

Dear Supporters,

As we reflect on 2024, we are filled with gratitude for your unwavering commitment. This year has been one of growth and transformation for Inside Out Youth Services, and moving into 2025, we are thrilled to celebrate 35 years of impact!

A major milestone was our move to a new location, doubling our space to better serve our youth. This expansion has welcomed record-breaking attendance, creating a safe, empowering community where young people truly belong.

We've also deepened our focus on equity, justice, and youth leadership—pillars that will guide our 2025-2028 Strategic Plan. While 2024 brought both progress and challenges for the LGBTQIA2+ community, your support has been a beacon of hope. Despite legislative hurdles and ongoing discrimination, advocacy and visibility continue to grow, reinforcing the importance of Inside Out's mission.

With resilience and determination, we stand firm in our commitment to creating a world where all young people can thrive. Thank you for being part of this journey—we couldn't do it without you!

With appreciation and solidarity,
Angie (she/her)



Program Impact



IMPACT REPORT 2024

1,000+ hours of services

207 unique individuals served across 4,075 visits

91%
of our services were accessed in person.

85%
of our young people accessed our services more than once.

22
average check-ins to the community center per day.

30%
increase in protective factors after attending IOYS programs.



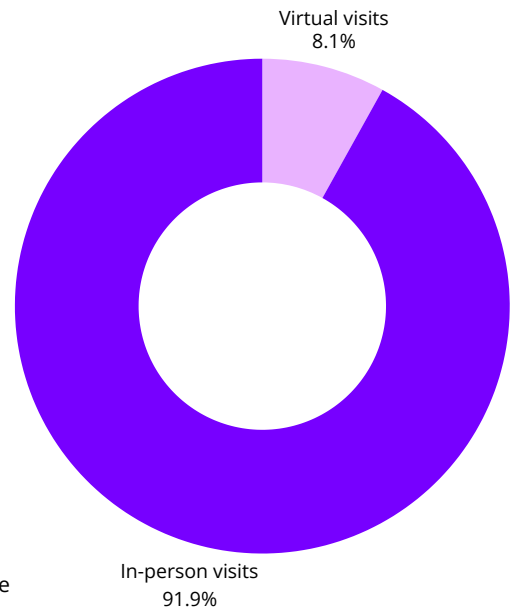
INSIDE OUT YOUTH SERVICES

Programs Attendance & Retention



16
young people received food deliveries to their homes.

404
clinical visits



*IOYS only had clinical support from January-June

99

young people enrolled in 2024.

1,530

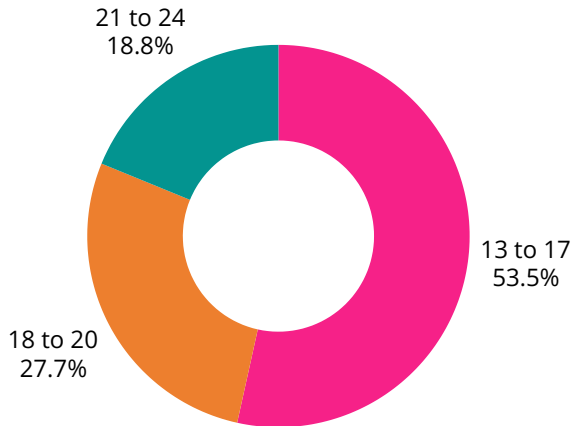
visits from new young people.

47.8%

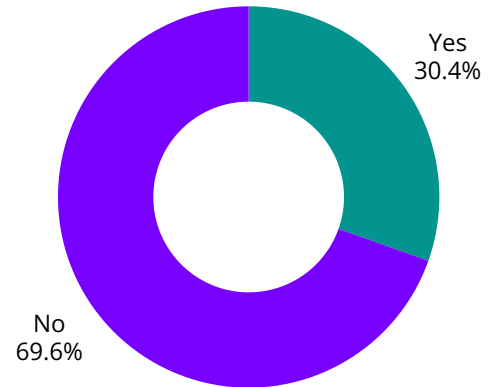
of participants joined in 2024.

Demographics

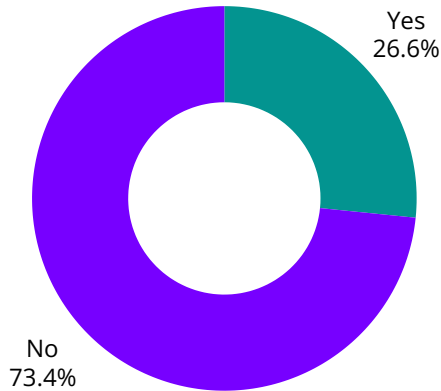
Age



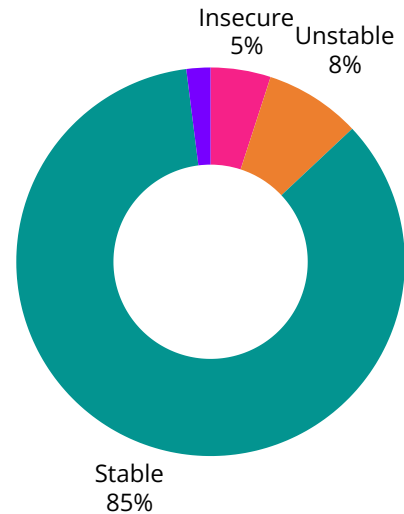
Identifying as BIPOC



Identify with sex assigned at birth



Housing stability



Outcome Assessment

92.3%

of participants indicate increases in healthy and supportive connections in the community.

90.8%

of participants indicate increases in ability to identify healthy and unhealthy relationships.

86.2%

of participants indicate increases in accessing resources to manage stressful situations.

80%

of participants indicate an increase in knowing where to access resources for substance use and recovery.

Advocacy Impact



Advocacy

58

local organizations supported by IOYS through resource-sharing, policy consultation, partnership, advocacy actions, and more.

752

educators impacted by policy advocacy efforts and supported with resources around LGBTQIA2+ youth empowerment.

24,912

youth impacted by violence prevention and policy advocacy nationally and locally.

TransParenting

57

parent/guardian/family caregivers contacts at our TransParenting support group.

227

contacts who have access to support & resources.

Education & Outreach



35

trainings and speaking events about LGBTQIA2+ identities and youth support, educating

688
adults.

85%

of people trained reported gaining practical skills to support the LGBTQIA2+ community.

90%

of people trained reported understanding information and resources to support LGBTQIA2+ youth in crisis.

653,747

social media accounts reached with education, events, and fundraising opportunities.

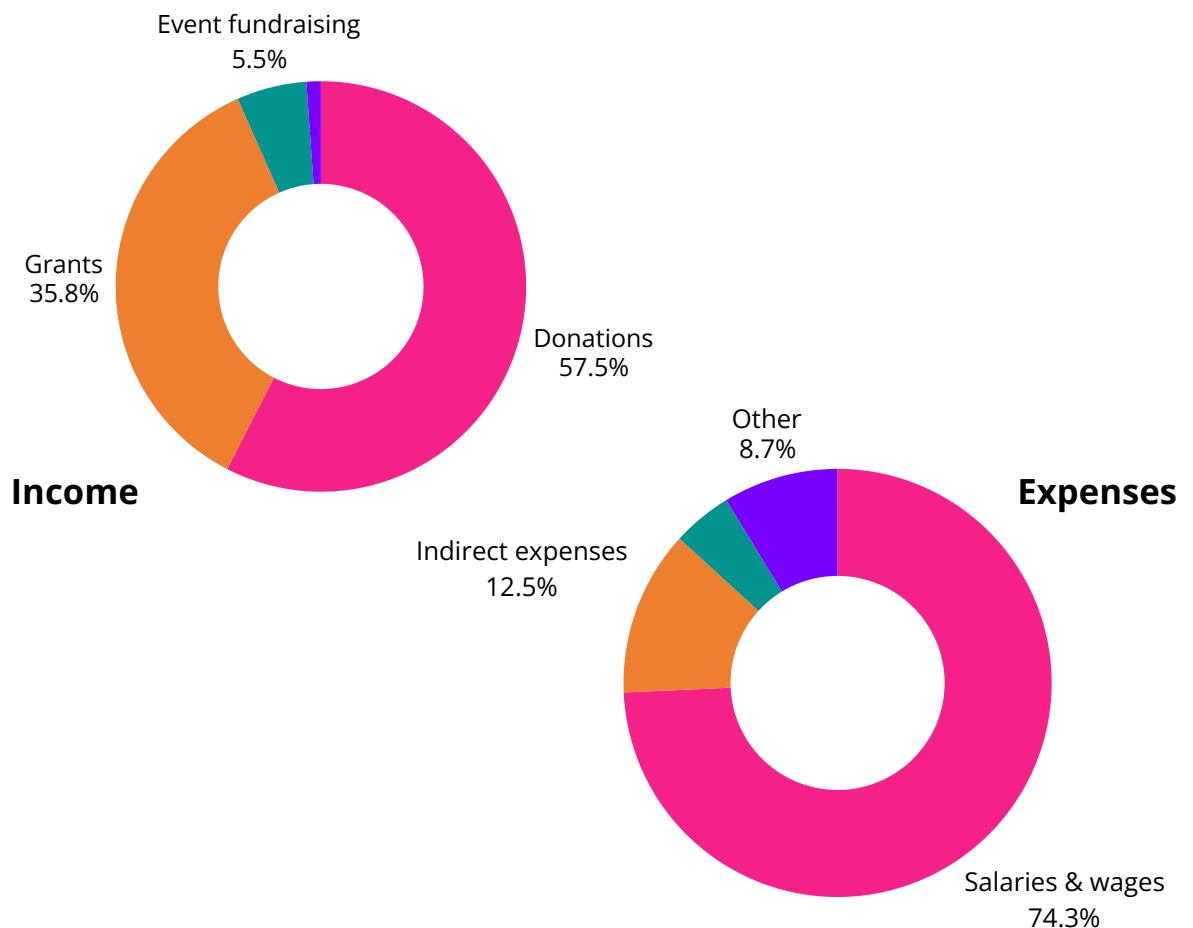
46

students, teachers, administrators, parents, and community members attended Pikes Peak Safe at Schools Coalition meetings.

Financials

Statement of Financial Position

Cash (unrestricted)	\$1,485,454
Cash (temp. restricted)	\$192,176
Investments	\$99,146
Accounts Receivable	\$47,926
Fixed Assets	\$52,155
Other Long-term Assets	\$385,814
Total Current Assets	\$2,181,563



Staff & Board of Directors



Alie (she/her), Program Manager - **Alina** (they/them), Volunteer Manager - **Amberlee** (she/her), Executive Assistant - **Angie** - (she/her), Executive Director - **Ashton** (they/them), Substance Use Prevention Intern - **Chris** (he/they), Program Lead - **Em** (they/he), Program Coordinator - **Gray** (they/them), Donor Relations Manager - **Harper** (they/them), Youth & Young Adult Case Manager - **Jaxon** (he/him), School Advocate - **Kadean** (she/her), Business Manager - **Keeley** (she/ella), Communications Manager - **Moe** (she/her), Programs Assistant - **Nico** (they/he), Outreach Coordinator - **Ollie** (they/them), Communications & Advocacy Director - **Robin** (he/him), Advocacy Intern - **Ryan** (he/him), Event Manager - **Stephanie** (she/her), Development Director



Alana Lipscomb (she/they), Board Vice Chair - **Danielle Redmond** (she/her), Board Member - **Dom Angiollo** (he/him), Board Co Chair - **Edina Hanes** (she/her), Board Secretary - **Jasen Cooper** (he/him), Board Treasurer - **Olivia Compton** (she/they) - Board Member - **Sophia Lisco** (she/her), Bonner Fellow - **Tre Wentling** (he/him), Board Member



Thank you to our Sponsors, Grant Funders & Foundations



CSAA Insurance Group



DIVERSUS HEALTH **I Matter.**



Colorado Department Public Health & Environment, Colorado Parks & Wildlife, Colorado Sexual Health Initiative, Colorado Department of Criminal Justice, Colorado Department of Public Safety, Denver Foundation, Tony Grampsas Youth Services Program



Colorado Community Health Alliance, Colorado Health Foundation, Colorado Trust, Denver Broncos Foundation, Diversus Health, Kirkpatrick, Mersa Family Foundation, Osetopathic Foundation, Peak Vista Behavioral Health, T.Rowe Price



To our incredible community of donors, thank you. You showed up when it mattered most, helping us create affirming spaces, expand health services, and amplify the voices of LGBTQIA2+ young people across the Tava-Kaavi (Pikes Peak) region.

Your support didn't just fund programs; it gave our youth and young folx hope, connection, and the power to envision a future where they are safe, seen, and celebrated. From all of us at Inside Out, especially the young people whose lives you touched, thank you for believing in this work and in a world where every young person can thrive.

INSIDE OUT

YOUTH SERVICES

Contact Us

Phone

(719) 328-1056

Email

requests@insideoutys.org

Website

www.insideoutys.org

Address

516 W Colorado Ave. Colorado Springs, CO 80905



@InsideOutYouthServices @Insideoutys



@Insideoutys



insideoutys.org

