

# INSIDE OUT

## YOUTH SERVICES

# 2024 ANNUAL REPORT

*Celebrating*  
35 years!



**Building  
access,  
equity, and  
power with  
LGBTQIA2+  
young  
people  
ages 13 to  
24 since  
1990.**



# Table of Contents



01	Letter from IOYS Executive Director
02	Program Impact
03	Programs Attendance & Retention
04	Demographics
05	Advocacy Impact
06	Education & Outreach
07	Financials
08	Staff & Board of Directors
09	Sponsors, Grant Funders & Foundations
10	Contact us

# Letter from IOYS Executive Director

Dear Supporters,

As we reflect on 2024, we are filled with gratitude for your unwavering commitment. This year has been one of growth and transformation for Inside Out Youth Services, and moving into 2025, we are thrilled to celebrate 35 years of impact!

A major milestone was our move to a new location, doubling our space to better serve our youth. This expansion has welcomed record-breaking attendance, creating a safe, empowering community where young people truly belong.

We've also deepened our focus on equity, justice, and youth leadership—pillars that will guide our 2025-2028 Strategic Plan. While 2024 brought both progress and challenges for the LGBTQIA2+ community, your support has been a beacon of hope. Despite legislative hurdles and ongoing discrimination, advocacy and visibility continue to grow, reinforcing the importance of Inside Out's mission.

With resilience and determination, we stand firm in our commitment to creating a world where all young people can thrive. Thank you for being part of this journey—we couldn't do it without you!

With appreciation and solidarity,  
Angie (she/her)





# Program Impact



**1,000+** hours of services

**207** unique individuals served across 4,075 visits

**91%**  
of our  
services  
were  
accessed in  
person.

**85%**  
of our  
young  
people  
accessed  
our services  
more than  
once.

**22**  
average  
check-ins to  
the  
community  
center per  
day.

**30%**  
increase in  
protective factors  
after attending  
IOYS programs.



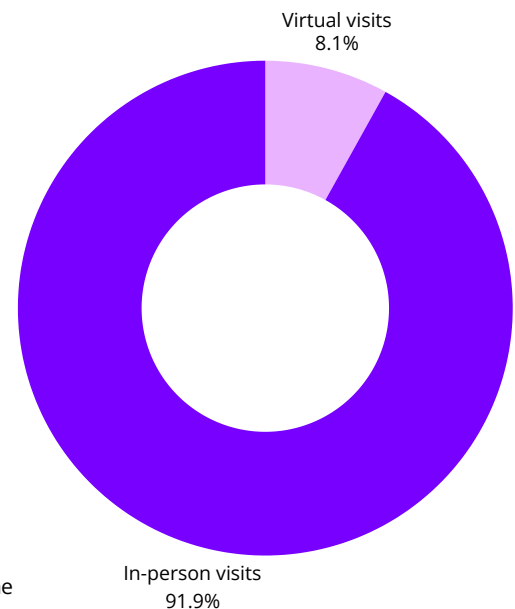
# Programs Attendance & Retention



**16**  
young people  
received  
food  
deliveries  
to their  
homes.

**404**  
clinical visits

\*IOYS only had clinical support from January-June



**99**

young people enrolled in 2024.

**1,530**

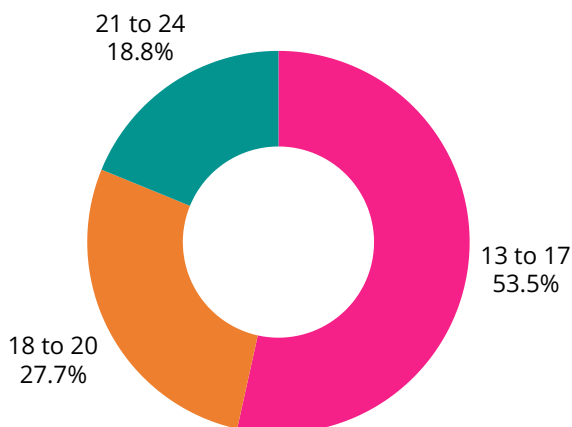
visits from new young people.

**47.8%**

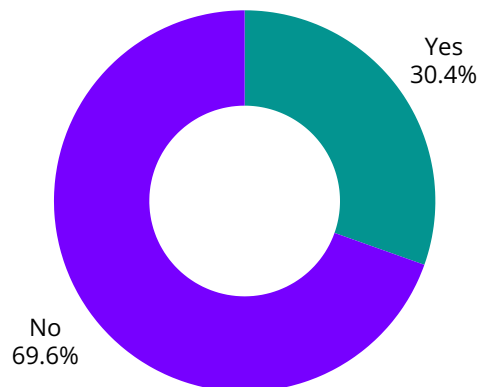
of participants joined in 2024.

# Demographics

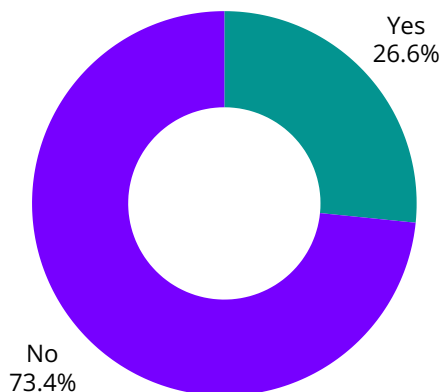
## Age



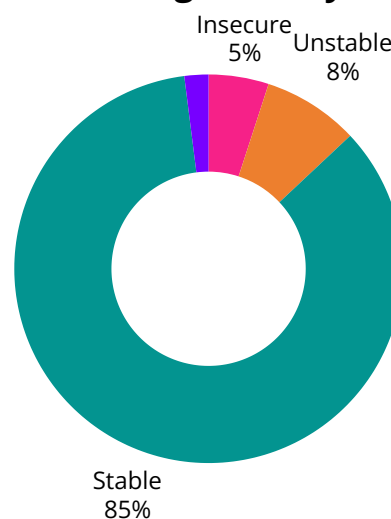
## Identifying as BIPOC



## Identify with sex assigned at birth



## Housing stability



# Outcome Assessment

**92.3%**

of participants indicate increases in healthy and supportive connections in the community.

**90.8%**

of participants indicate increases in ability to identify healthy and unhealthy relationships.

**86.2%**

of participants indicate increases in accessing resources to manage stressful situations.

**80%**

of participants indicate an increase in knowing where to access resources for substance use and recovery.



# Advocacy Impact



## Advocacy

**58**

local organizations supported by IOYS through resource-sharing, policy consultation, partnership, advocacy actions, and more.

**752**

educators impacted by policy advocacy efforts and supported with resources around LGBTQIA2+ youth empowerment.

**24,912**

youth impacted by violence prevention and policy advocacy nationally and locally.

## TransParenting

**57**

parent/guardian/family caregivers contacts at our TransParenting support group.

**227**

contacts who have access to support & resources.

# Education & Outreach



**35**

trainings and speaking events about LGBTQIA2+ identities and youth support, educating

**688**  
adults.

**85%**

of people trained reported gaining practical skills to support the LGBTQIA2+ community.

**90%**

of people trained reported understanding information and resources to support LGBTQIA2+ youth in crisis.

**653,747**

social media accounts reached with education, events, and fundraising opportunities.

**46**

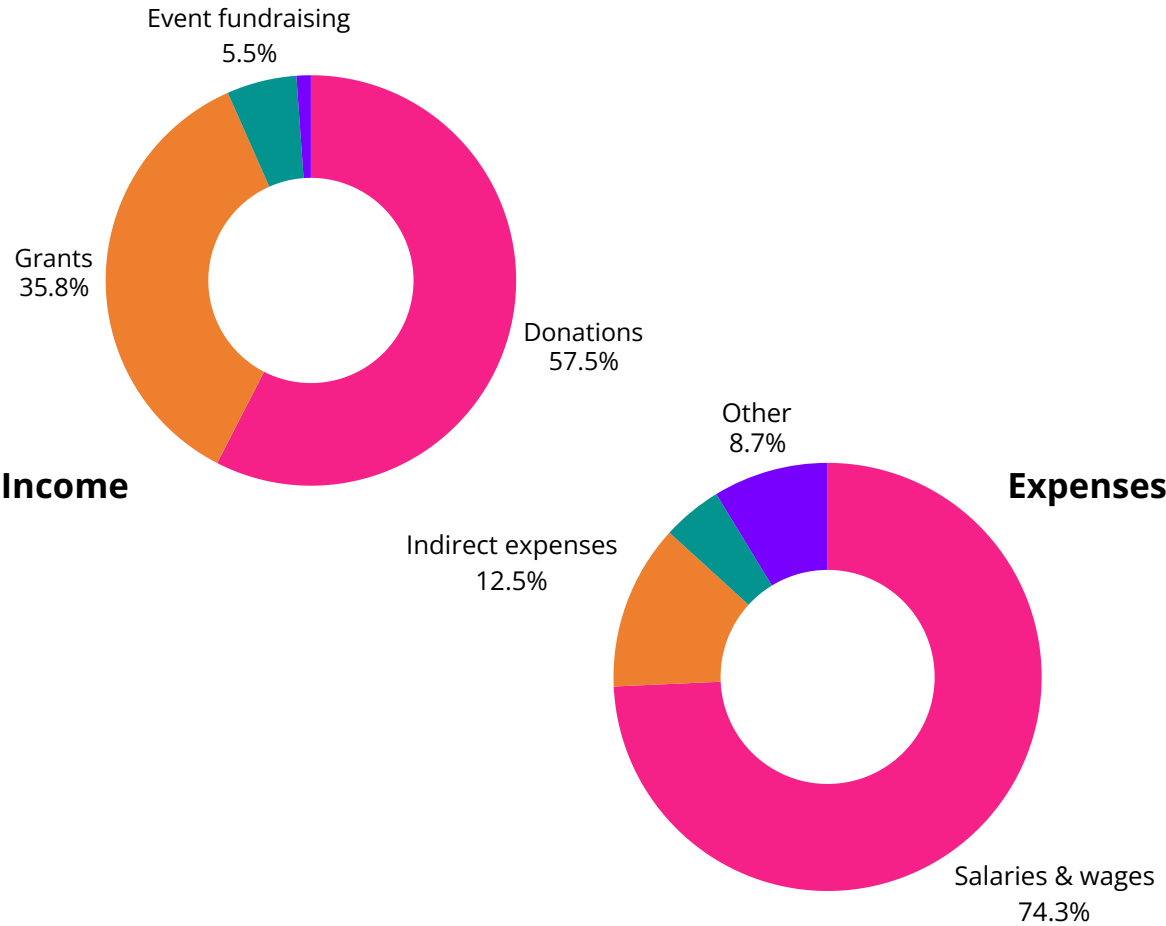
students, teachers, administrators, parents, and community members attended Pikes Peak Safe at Schools Coalition meetings.



# Financials

## Statement of Financial Position

Cash (unrestricted)	\$1,485,454
Cash (temp. restricted)	\$192,176
Investments	\$99,146
Accounts Receivable	\$47,926
Fixed Assets	\$52,155
Other Long-term Assets	\$385,814
Total Current Assets	\$2,181,563



# Staff & Board of Directors



**Alie** (she/her), Program Manager - **Alina** (they/them), Volunteer Manager - **Amberlee** (she/her), Executive Assistant - **Angie** - (she/her), Executive Director - **Ashton** (they/them), Substance Use Prevention Intern - **Chris** (he/they), Program Lead - **Em** (they/he), Program Coordinator - **Gray** (they/them), Donor Relations Manager - **Harper** (they/them), Youth & Young Adult Case Manager - **Jaxon** (he/him), School Advocate - **Kadean** (she/her), Business Manager - **Keeley** (she/ella), Communications Manager - **Moe** (she/her), Programs Assistant - **Nico** (they/he), Outreach Coordinator - **Ollie** (they/them), Communications & Advocacy Director - **Robin** (he/him), Advocacy Intern - **Ryan** (he/him), Event Manager - **Stephanie** (she/her), Development Director



**Alana Lipscomb** (she/they), Board Vice Chair - **Danielle Redmond** (she/her), Board Member - **Dom Angiollo** (he/him), Board Co Chair - **Edina Hanes** (she/her), Board Secretary - **Jasen Cooper** (he/him), Board Treasurer - **Olivia Compton** (she/they) - Board Member - **Sophia Lisco** (she/her), Bonner Fellow - **Tre Wentling** (he/him), Board Member



# Thank you to our Sponsors, Grant Funders & Foundations



Insurance

CSAA Insurance Group

DIVERSUS  
HEALTH

I Matter.

Sherman  
& Howard

UCCS

University of Colorado  
Colorado Springs

Colorado Department Public Health & Environment,  
Colorado Parks & Wildlife, Colorado Sexual Health  
Initiative, Colorado Department of Criminal Justice,  
Colorado Department of Public Safety, Denver  
Foundation, Tony Grampsas Youth Services Program



Colorado Community Health Alliance, Colorado Health  
Foundation, Colorado Trust, Denver Broncos  
Foundation, Diversus Health, Kirkpatrick, Mersa Family  
Foundation, Osetopathic Foundation, Peak Vista  
Behavioral Health, T.Rowe Price



To our incredible community of donors, thank you.  
You showed up when it mattered most, helping us create  
affirming spaces, expand health services, and amplify the  
voices of LGBTQIA2+ young people across the Tava-Kaavi  
(Pikes Peak) region.

Your support didn't just fund programs; it gave our youth and  
young folx hope, connection, and the power to envision a  
future where they are safe, seen, and celebrated. From all of  
us at Inside Out, especially the young people whose lives you  
touched, thank you for believing in this work and in a world  
where every young person can thrive.



# INSIDE OUT

## YOUTH SERVICES

### Contact Us

Phone

(719) 328-1056

Email

requests@insideoutys.org

Website

www.insideoutys.org

Address

516 W Colorado Ave. Colorado Springs, CO 80905



@InsideOutYouthServices



@Insideoutys



@Insideoutys



insideoutys.org



*Celebrating*  
35 years!